



UNIFORM STATUTORY DECLARATION FORM FOR THE REGISTRATION OF FITTING DESIGNS

NEW BRUNSWICK
NUNAVUT

NOVA SCOTIA
YUKON

PRINCE EDWARD ISLAND
NORTHWEST TERRITORIES

NEWFOUNDLAND AND LABRADOR
QUEBEC

MANUFACTURERS NAME: Shurjoint Metals Inc.	
MANUFACTURERS ADDRESS: No. 295 Sec. 3 Wandan Road, Wandan Hsiang, Pingtung Hsien, Taiwan	
PLANT LOCATIONS: Same as above (Note: LRQA do not list street name and number on the certificate, only main location)	
CATEGORY OF FITTINGS TO BE REGISTERED. CIRCLE ONE CATEGORY ONLY	
<p><input checked="" type="radio"/> A Pipe fittings, including couplings, tees, elbows, Ys, plugs, unions, pipe caps, or reducers</p> <p><input type="radio"/> B Flanges: all flanges</p> <p><input type="radio"/> C Valves: all line valves</p> <p><input type="radio"/> D Expansion joints, flexible connections, and hose assemblies: all types</p> <p><input type="radio"/> E Strainers, filters, separators, and steam traps</p> <p><input type="radio"/> F Measuring devices, including pressure gauges, level gauges, sight glasses, levels, or pressure transmitters</p> <p><input type="radio"/> G Certified capacity-rated pressure relief devices acceptable as primary over pressure protection on boilers, pressure vessels, piping and fusible plugs</p> <p><input type="radio"/> H Pressure retaining components that do not fall into one of the above categories</p> <p><input type="radio"/> N Nuclear components: Class 1 <input type="checkbox"/> Class 2 <input type="checkbox"/> Class 3 <input type="checkbox"/> (Meeting CNSC or ASME requirements)</p>	<p>TITLE OF THE STANDARD OF CONSTRUCTION</p> <p>CSA and UL type gasketed ductile iron grooved end pipe fittings supported by proof test.</p> <p>Material: ASTM A536 Gr. 65-45-12</p>
SHOW MANUFACTURERS NAME, TRADEMARK, OR LOGO AS IT WILL APPEAR ON THE PRODUCT	
 and / or SHURJOINT  Grinnell A Tyco International Company	<p>TYPE OF CONSTRUCTION</p> <p>FORGED <input type="checkbox"/> WELDED <input type="checkbox"/> WROUGHT <input type="checkbox"/> CAST <input type="checkbox"/> OTHER <input type="checkbox"/> DESCRIBE OTHER:</p>
LIST OF SUPPORTING DOCUMENTATION AND IDENTIFICATION OF THE ACTUAL ITEMS TO BE REGISTERED:	
<p>1. Lloyd's Register Quality Assurance Certificate #TWN0955771.</p> <p>2. Renew DA1021.9C and add the Grinnell trademark and additions.</p> <p>3. See attachment 1, drawings & proof test records.</p>	

DECLARATION:

I, WANG, HUI-PING (see note 3) employed by Shurjoint Metals Inc. and being the person having full authority and responsibility for the quality of the end product do solemnly declare that the information contained in this form is true and to the best of my knowledge represents the product for which registration is sought. The dimensions, materials of construction, pressure temperature ratings, and identification markings are in accordance with the herein named standards. I further declare that the manufacture of these fittings is regulated by a Quality Control Program which extends to each plant where fabrication occurs in whole or in part and has been verified by Lloyd's Register as being suitable for that purpose and I make this solemn declaration conscientiously believing it to be true, and knowing that it is of the same force and effect as if made under oath.

Signature of Declarer: *Wang Hui-Ping*
 Declared before me at Taipei, R.O.C.
 This day of JAN 26 2011 AD
 Commissioner of Oaths or Notary Public: (sign) *[Signature]*

CHOU, CHIA-YIN
 NOTARY PUBLIC
 The Equited Notary Public Office
 of Taiwan Taipei District Court, R.O.C.
 6F No. 6, Siang-Yang Road, Chung-Cheng
 District, Taipei City 100, Taiwan
 Case No. 00 字第 北院民認字 200161

This space for Regulatory Authority use

This registration must be revalidated after ten (10) years from the date of acceptance.

CRN: DA1021.9 Rev.3

FID#: 1834

Notes:
 1. All fittings shall be registered in the name of the Manufacturer.
 2. Each category shall be supported with two Statutory Declaration forms and one copy of supporting documentation.
 3. The declaration shall be made by the person having full authority and responsibility for the quality of the end product.
 4. Quality control programs shall be resubmitted for validation at a maximum interval of five (5) years.

Northwest Territories

REGISTERED

UNDER THE AUTHORITY OF THE BOILER AND PRESSURE VESSEL ACT.

C.R.N. DA1021.9T Rev 3

SIGNED *[Signature]*

DATE JUL 18/2011

\$50.00

Attachment #1

Shurjoint Grooved Components are to be registered (Category A: Couplings & Fittings).


Model Number	Size Range (inch)	Rated Pressure (psi)	Service Temperature	Drawings
G28 Hinged Lever Coupling	1½", 2", 2½", 3", 4", 5", 6", 8", 10"	200	EPDM: -20°F ~ +180°F (-29°C ~ +82°C)	AS-G28 178a 178b G15a G15b
7181 Universal Reducing Flange Adapter	3 "x2", 4"x2½", 4"x3", 6"x4"	125	EPDM: -20°F ~ +180°F (-29°C ~ +82°C)	1AG
7118 90° Adapter Elbow	1½", 2", 2½", 3",	200	EPDM: -20°F ~ +180°F (-29°C ~ +82°C)	1AC
	4"	175		
7110-B 90o Elbow with Base Support	3", 4", 6"	175	EPDM: -20°F ~ +180°F (-29°C ~ +82°C)	1AM
7160T Transition Fitting (Gr. X Ft)	2"x1", 2"x1¼", 2½"x1", 2½"x1¼", 2½"x1½", 3"x1", 3"x1¼", 3"x1½", 3 "x2", 4"x1", 4"x1¼", 4"x1½", 4 "x2", 5"x1", 5"x2", 6"x1", 6 "x1¼", 6 "x1½", 6"x2", 8"x1", 8 "x1½", 8"x2"	175	EPDM: -20°F ~ +180°F (-29°C ~ +82°C)	160a
7110DR Drain Elbow	2", 2½", 3", 4", 6", 8"	175	EPDM: -20°F ~ +180°F (-29°C ~ +82°C)	ASDa
7150F Reducing Socket (Gr. X Ft)	1½"x1", 2"x1", 2"x1¼", 2"x1½", 2½"x1", 2½"x1¼", 2½"x1½", 2½"x2", 3"x1", 3"x1¼", 3"x1½", 3 "x2", 3"x2½", 4"x1¼", 4"x1½", 4 "x2", 4"x2½", 5"x1½", 6"x1½", 6"x2", 6"x2½", 6"x4"	175	EPDM: -20°F ~ +180°F (-29°C ~ +82°C)	154
7150M Reducing Nipple (Gr. X Mt)	1½"x1", 2"x1", 2"x1¼", 2"x1½", 2½"x1", 2½"x1¼", 2½"x1½", 2½"x2", 3"x1", 3"x1¼", 3"x1½", 3 "x2", 3"x2½", 4"x1½", 4 "x2", 4"x2½", 4 "x3", 5"x1½", 6"x1½", 6"x2", 6"x2½", 6"x4",	175	EPDM: -20°F ~ +180°F (-29°C ~ +82°C)	152
79 Wildcat Coupling	2", 2½", 3"	200	EPDM: -20°F ~ +180°F (-29°C ~ +82°C)	AS-79 H179a H179b 179c G515 G115b 7705TB
	4"	150		
	5", 8", 14"	75		
	6"	100		
	12"	40		
723 Saddle-Let	1½"x½", 1¼"x¾", 1¼"x1", 1½"x½", 1½"x¾", 1½"x1", 2"x½", 2"x¾", 2"x1", 2½"x½", 2½"x¾", 2½"x1"	200	EPDM: -20°F ~ +180°F (-29°C ~ +82°C)	AS-723 H133 G133 723UB
	2"x½", 2"x¾", 2"x1", 2"x1¼", 2"x1½", 2½"x½", 2½"x¾", 2½"x1", 2½"x1¼", 2½"x1½", 3"x½", 3"x¾", 3"x1", 3"x1¼", 3"x1½", 3 "x2", 4"x½", 4"x¾", 4"x1", 4"x1¼", 4"x1½", 4 "x2", 4"x2½", 5"x2", 5"x2½", 5"x3", 6"x1¼", 6"x1½", 6"x2", 6"x2½", 4 "x3", 6"x3", 6"x4"	200	EPDM: -20°F ~ +180°F (-29°C ~ +82°C)	AS-M21 H1B4U H1B4L G11 G1B4 7705TB
	4 "x3", 6"x3", 6"x4"	100		

Model Number	Size Range (inch)	Rated Pressure (psi)	Service Temperature	Drawings
M22 Mechanical Tee, Grooved Outlet	2"x1", 2"x1¼", 2"x1½", 2½"x1", 2½"x1¼", 2½"x1½", 3"x1", 3"x1¼", 3"x1½", 3 "x2", 4"x1", 4"x1¼", 4"x1½", 4 "x2", 4"x2½", 5"x2", 5"x2½", 5"x3", 6"x1¼", 6"x1½", 6"x2", 6"x2½", 4 "x3", 6"x3", 6"x4"	200	EPDM: -20°F ~ +180°F (-29°C ~ +82°C)	AS-M22 H1B5U H1B4L G11 G1B4 7705TB
		100		
811 90° Elbow	½", ¾", 1", 1¼", 1½", 2", 2½"	300	EPDM: -20°F ~ +180°F (-29°C ~ +82°C)	S811001
812 Reducing 90° Elbow	¾"x ½", 1"x½", 1"x1¼", 1¼"x½", 1¼"x¾", 1¼"x1", 1½"x½", 1½"x¾", 1½"x1", 1½"x1¼", 2"x¾", 2"x1", 2"x1½", 2½"x2"	300	EPDM: -20°F ~ +180°F (-29°C ~ +82°C)	S812001
813 45o Elbow	½", ¾", 1", 1¼", 1½", 2", 2½"	300	EPDM: -20°F ~ +180°F (-29°C ~ +82°C)	S813001
814 Tee	½", ¾", 1", 1¼", 1½", 2", 2½"	300	EPDM: -20°F ~ +180°F (-29°C ~ +82°C)	S814001
815 Reducing Tee	¾"x¾"x½", 1"x½"x1", 1"x¾"x½", 1"x¾"x¾", 1"x¾"x1", 1"x1"x½", 1"x1"x¾", 1¼"x1"x½", 1¼"x1"x¾", 1¼"x1"x1", 1¼"x1"x1¼", 1¼"x1¼"x½", 1¼"x1¼"x¾", 1¼"x1¼"x1", 1½"x1"x½", 1½"x1"x¾", 1½"x1"x1", 1½"x1"x1½", 1½"x1¼"x½", 1½"x1¼"x¾", 1½"x1¼"x1", 1½"x1½"x½", 1½"x1½"x¾", 1½"x1½"x1", 1½"x1½"x1¼", 2"x1"x2", 2"x1½"x2", 2"x1¼"x2", 2"x1½"x½", 2"x1½"x¾", 2"x1½"x1", 2"x1½"x1½", 2"x1½"x2", 2"x2"x½", 2"x2"x¾", 2"x2"x1", 2"x2"x1¼", 2"x2"x1½", 2½"x2"x¾"	300	EPDM: -20°F ~ +180°F (-29°C ~ +82°C)	S815001 S815002 S815003
815 Bullhead Tee	¾"x¾"x½", 1"x1"1¼"x, 1"x1"x1½", 1¼"x1"x1½", 1¼"x1¼"x1½", 1¼"x1¼"x2", 1½"x1¼"x2", 1½"x1½"x2", 2"x2"x2½"	300	EPDM: -20°F ~ +180°F (-29°C ~ +82°C)	S815001 S815002 S815003
816 Reducing Coupling	¾"x½", 1"x½", 1"x¾", 1¼"x¾", 1¼"x1" 1½"x1", 1½"x1¼", 2"x1", 2"x1¼", 2"x1½", 2½"x2"	300	EPDM: -20°F ~ +180°F (-29°C ~ +82°C)	S816001
817 Cross	½", ¾", 1", 1¼", 1½", 2"	300	EPDM: -20°F ~ +180°F (-29°C ~ +82°C)	S817001
817 Reducing Cross	1¼"x1¼"x1"x1", 1½"x1½"x1"x1", 2"x2"x1"x1"	300	EPDM: -20°F ~ +180°F (-29°C ~ +82°C)	S817002
818 Straight Coupling	½", ¾", 1", 1¼", 1½", 2", 2½"	300	EPDM: -20°F ~ +180°F (-29°C ~ +82°C)	S818001

Model Number	Size Range (inch)	Rated Pressure (psi)	Service Temperature	Drawings
819 Plug	½", ¾", 1", 1¼", 1½", 2"	300	EPDM: -20°F ~ +180°F (-29°C ~ +82°C)	S819001
820 Cap	½", ¾", 1", 1¼", 1½", 2", 2½"	300	EPDM: -20°F ~ +180°F (-29°C ~ +82°C)	S820001
825 Extension Piece	½"x1½"L, ½"x2"L, ¾"x1½"L, ¾"x2"L	300	EPDM: -20°F ~ +180°F (-29°C ~ +82°C)	S825001
827 Hex Bushing	1"x½", 1"x¾", 1¼"x1", 1½"x1", 1½"x1¼", 2"x1", 2"x1¼", 2"x1½"	300	EPDM: -20°F ~ +180°F (-29°C ~ +82°C)	S827001
830 Brass Seat Union	½", ¾", 1", 1¼", 1½", 2"	175	EPDM: -20°F ~ +180°F (-29°C ~ +82°C)	S830001
831 Long Street 90° Elbow	1"x½"M, 1"x1"M	300	EPDM: -20°F ~ +180°F (-29°C ~ +82°C)	S198
832 Long Street Tee	1"x½"x1"M, 1"x1"x1"M	300	EPDM: -20°F ~ +180°F (-29°C ~ +82°C)	S179
C-7 Outlet Coupling	1½"x½"(F), 1½"x¾"(F), 1½"x1"(F), 2"x½"(F), 2"x¾"(F), 2"x1"(F), 2"x1"(G), 2"x1"(M), 2½"x½"(F), 2½"x¾"(F), 2½"x1"(F), 2½"x1¼"(M), 2½"x1¼"(G), 2½"x1½"(M), 2½"x1½"(G), 3"x¾"(F), 3"x1"(F), 3"x1"(M), 3"x1"(G), 3"x1½"(G), 3"x1½"(M), 4"x¾"(F), 4"x1"(F), 4"x1½"(F), 4"x1½"(M), 4"x1½"(G), 4"x2"(G), 4"x2"(M), 6"x1(F), 6"x1½"(F), 6"x1½"(M), 6"x1½"(G), 6"x2"(M), 6"x2"(G) * F= Female Threaded * M= Male Threaded * G= Grooved	200	EPDM: -20°F ~ +180°F (-29°C ~ +82°C)	AS-C7 37U 137L G37 7705TB
SS-1200 Stainless Steel Flexible Coupling	1¼", 1½", 2", 3"	300	EPDM: -20°F ~ +180°F (-29°C ~ +82°C)	AS-SS1200 H1ST G1AR STB
	4"	200		


GRINNELL Grooved Components are to be registered (Category A: Couplings & Fittings).

Model Number	Size Range (inch)	Rated Pressure (psi)	Service Temperature	Drawings
780 Snap Coupling	1½", 2", 2½", 3", 4", 5", 6", 8", 10"	200	EPDM: -20°F ~ +180°F (-29°C ~ +82°C)	AS-G28 178a 178b G15a G15b
705 Flexible Coupling	1" through 6"	300	EPDM: -20°F ~ +180°F (-29°C ~ +82°C)	7705TB H105 G15a AS-7705B
	8" through 12"	250		
702 Outlet Coupling	1½"x1½"(F), 1½"x¾"(F), 1½"x1"(F), 2"x1½"(F), 2"x¾"(F), 2"x1"(F), 2"x1"(G), 2"x1"(M), 2½"x1½"(F), 2½"x¾"(F), 2½"x1"(F), 2½"x1¼"(M), 2½"x1¼"(G), 2½"x1½"(M), 2½"x1½"(G), 3"x¾"(F), 3"x1"(F), 3"x1"(M), 3"x1"(G), 3"x1½"(G), 3"x1½"(M), 4"x¾"(F), 4"x1"(F), 4"x1½"(F), 4"x1½"(M), 4"x1½"(G), 4"x2"(G), 4"x2"(M), 6"x1(F), 6"x1½(F), 6"x1½(M), 6"x1½(G), 6"x2(M), 6"x2(G) * F= Female Threaded * M= Male Threaded * G= Grooved	200	EPDM: -20°F ~ +180°F (-29°C ~ +82°C)	AS-C7 37U 137L G37 7705TB

NEW BRUNSWICK NEWFAVUT	NOVA SCOTIA YUKON	PRINCE EDWARD ISLAND NORTHWEST TERRITORIES	NEWFOUNDLAND AND LABRADOR
MANUFACTURERS NAME: Shurjoint Metals Inc.		MANUFACTURERS ADDRESS: 488 Wan Tan Road, Wanlan, Pingtung Hsiang, Taiwan	
PLANT LOCATIONS: Same as above		TITLE OF THE BOILER OR CONSTRUCTION:	
CATEGORY OF FITTINGS TO BE REGISTERED. CHECK ONE CATEGORY ONLY		CSA and UL type gasketed ductile iron grooved pipe fittings supported by proof test. Material specification; A536 grade 65-46-12.	
A Pipe fittings, including couplings, tees, elbows, Ys, plugs, unions, pipe caps, or reducers B Flanges: all flanges C Valves: all line valves D Expansion joints, flange connectors, and hose assemblies: all types E Gaskets, filters, exhausters, and steam traps F Measuring devices, including pressure gauges, level gauges, sight glasses, tanks, or pressure transmitters G Certified capacity-rated pressure relief devices acceptable as primary over pressure protection on boilers, pressure vessels, piping and fusible plugs H Pressure retaining components that do not fall into one of the above categories I Nuclear components: Class 1 <input type="checkbox"/> Class 2 <input type="checkbox"/> Class 3 <input type="checkbox"/> (Meeting ASME or ASME requirements)			
SHOW MANUFACTURERS NAME, TRADEMARK, OR LOGO AS IT WILL APPEAR ON THE PRODUCT		TYPE OF CONSTRUCTION	
 and/or SHURJOINT		FURNISH <input type="checkbox"/> WELDED <input type="checkbox"/> WROUGHT <input type="checkbox"/> CAST <input type="checkbox"/> OTHER <input type="checkbox"/> RECORD OTHER:	
LIST OF SUPPORTING DOCUMENTATION AND IDENTIFICATION OF THE ACTUAL ITEMS TO BE REGISTERED:			
Lloyds Registry Quality control certificate # 965771 ABS Consulting proof test report # 86-802-TA and certificates for each item tested. Items to be registered: Model 7191 concentric reducer. Models 206 & 207 angle pad rigid couplings. Drawings: ARDs, H12B, H127, G15a & 7785TL.			

DECLARATION:
 I, Amry Wang, Taipei am employed by Shurjoint Metals Inc. and being the person having full authority and responsibility for the quality of the end product do solemnly declare that the information contained in this form is true and to the best of my knowledge represents the product for which registration is sought. The dimensions, materials of construction, pressure temperature ratings, and identification markings are in accordance with the herein named standards. I further declare that the manufacture of these fittings is regulated by a Quality Control Program which extends to each plant where fabrication occurs in whole or in part and has been verified by Lloyds Registry as being suitable for that purpose and I make this solemn declaration conscientiously believing it to be true, and knowing that it is of the same force and effect as if made under oath.

Signature of Declarer: Amry Wang
 Declared before me at Taipei
 This 29th day of April AD 2005
 Commissioner of Oaths
 Notary Public (sign) [Signature]
 Name: Ever-Dora
 Position: Administration And Consular Services
 Canadian Trade Office - Taipei



This space for Regulatory Authority of the Northwest Territories
 This registration must be revalidated after ten (10) years from the date of registration.

\$50.00

Northwest Territories
REGISTERED
 UNDER THE AUTHORITY OF THE BOILER AND PRESSURE VESSEL ACT.
 C.R.N. 0A1021.9T Rev
 SIGNED [Signature]
 DATE May 24.05

Notes:
 1. All fittings shall be registered in the name of the Manufacturer.
 2. Each category shall be supported with two Statutory Declaration forms and one copy of supporting documentation.
 3. The declaration shall be made by the person having full authority and responsibility for the quality of the end product.
 4. Quality control programs shall be established for validation at a maximum interval of five (5) years.

CRN: 0A1021.9 Rev.
 FID: 1834


CRN Registration

March 5, 2005

Model Number	Size Range	Pressure Rating	Service Temperature	Drawing and Revision
7151 Concentric Reducer	2-1/2 x 2, 3 x 2, 3 x 2-1/2, 4 x 2, 4 x 2-1/2, 4 x 3, 5 x 4, 6 x 2, 6 x 3, 6 x 4, 6 x 5, 8 x 6, 10 x 4, 10 x 6, 12 x 6, 12 x 8, 12 x 10	300 psi (20 bar) CWP	EPDM: -20°F + +180°F (-29°C ~ +82°C)	#ARDa Rev. 3
Z05 Angle Pad Rigid Coupling	1-1/4", 1-1/2", 2", 2-1/2", 3", 4", 5"	300 psi (20 bar) CWP	EPDM: -20°F + +180°F (-29°C ~ +82°C)	#H1Z5 #G15a Rev. 21 #7705TB Rev.15
	6", 8"	250 psi (17bar) CWP	EPDM: -20°F + +180°F (-29°C ~ +82°C)	
Z07 Angle Pad Rigid Coupling	1-1/4", 1-1/2", 2", 2-1/2", 3", 4", 5",	400 psi (28 bar) CWP	EPDM: -20°F + +180°F (-29°C ~ +82°C)	#H1Z7 #G15a Rev. 21 #7705TB Rev.15
	5",	350 psi (24 bar) CWP	EPDM: -20°F + +180°F (-29°C ~ +82°C)	
	6", 8"	300 psi (20 bar) CWP	EPDM: -20°F + +180°F (-29°C ~ +82°C)	
	10", 12"	250 psi (17 bar) CWP	EPDM: -20°F + +180°F (-29°C ~ +82°C)	

0A1021.92

JUN 15 2005

MANUFACTURERS NAME: <u>Shurjoint Metals Inc.</u>	
MANUFACTURERS ADDRESS: <u>489 Wen Tan Road, Wantan, Pingtung Hsiang, Taiwan</u>	
PLANT LOCATIONS: <u>Same as above</u>	TITLE OF THE STANDARDS OR CONSTRUCTION:
CATEGORY OF FITTINGS TO BE REGISTERED. <u>CIRCLE ONE CATEGORY ONLY</u>	CSA and UL type gasketed ductile iron grooved pipe fittings supported by proof test. Material specification: A538 grade 65-45-12.
<input type="checkbox"/> A Pipe fittings, including couplings, tees, elbows, Ys, plugs, unions, pipe caps, or reducers <input type="checkbox"/> B Flanges: all flanges <input type="checkbox"/> C Valves: all line valves <input type="checkbox"/> D Expansion joints, flexible connections, and hose assemblies: all types <input type="checkbox"/> E Strainers, filters, separators, and steam traps <input type="checkbox"/> F Measuring devices, including pressure gauges, level gauges, sight glasses, levels, or pressure transmitters <input type="checkbox"/> G Certified capacity-rated pressure relief devices acceptable as primary over pressure protection on boilers, pressure vessels, piping and fuel gas plugs <input type="checkbox"/> H Pressure retaining components that do not fall into one of the above categories <input type="checkbox"/> N Nuclear components: Class 1 <input type="checkbox"/> Class 2 <input type="checkbox"/> Class 3 <input type="checkbox"/> (Meeting AECB or ASME requirements)	
SHOW MANUFACTURER NAME, TRADEMARK, OR LOGO AS IT WILL APPEAR ON THE PRODUCT	
 and/or SHURJOINT	
TITLE OF CONSTRUCTION: <input type="checkbox"/> FORGED <input type="checkbox"/> WELDED <input type="checkbox"/> WROUGHT <input type="checkbox"/> <input type="checkbox"/> CAST <input type="checkbox"/> OTHER <input type="checkbox"/> OTHERWISE OTHER:	
LIST OF SUPPORTING DOCUMENTATION AND IDENTIFICATION OF THE ACTUAL ITEMS TO BE REGISTERED: Lloyd's Register Quality Assurance Certificate #985771 ABS Consulting proof test report #05-034-TA and certificate for each item tested. Item to be registered: Model #7705 Flexible Coupling Drawing: H105, Q15a, 7705TB	

DECLARATION:

I, Amy Wang (see note 2) employed by Shurjoint Metals Inc. and being the person having full authority and responsibility for the quality of the end product do solemnly declare that the information contained in this form is true and to the best of my knowledge represents the product for which registration is sought. The dimensions, materials of construction, pressure temperature ratings, and identification markings are in accordance with the herein named standards. I further declare that the manufacture of these fittings is regulated by a Quality Control Program which extends to each plant where fabrication occurs in whole or in part and has been verified by Lloyd's Register as being suitable for that purpose and I make this solemn declaration conscientiously believing it to be true, and knowing that it is of the same force and effect as if made under oath.

Signature of Declarer: 


Declared before me at Taipei

This 24th day of January AD 2006

Commissioner of Oaths or Notary Public: (sign) 

(Affix Official seal to the right)
 Name: Holly Kwan
 Position: Deputy Director

USE TRADE OFFICE-BUREAU COMMERCIAL IN THE



This registration must be revalidated after ten (10) years from the date of acceptance

CRN: 0A1021.9ADD2
 FID: 1834


- Notes:
1. All fittings shall be registered in the name of the Manufacturer.
 2. Each category shall be supported with two Statutory Declaration forms and one copy of supporting documentation.
 3. The declaration shall be made by the person having full authority and responsibility for the quality of the end product.
 4. Quality control programs shall be resubmitted for validation at a maximum interval of five (5) years.

Northwest Territories

REGISTERED

UNDER THE AUTHORITY OF THE BOILER AND PRESSURE VESSEL ACT.

C.R.N. 0A1021.9T add 2

SIGNED 

DATE May 21, 06

ATTACHMENT 1 -----GROOVED COMPONENTS TO BE REGISTERED

ITEM:	MODEL:	DWG #:	Proof test record#:	Qualified size & pressure & temp:
Coupling	7771	H108a	#2, #3, #4, #10.	1.5" to 8" - 300 psig @ 180F
Coupling	7771	H108a	#9.	10" and 12" - 175 psig@180F
Coupling	XH-70	1X7	#14, #15, #16.	2" to 12" - 500 psig@ 180F
Coupling	7707	C7707AB, 7707-01	#12, #13, #14, #15. #11	0.75" to 6" - 500 psig @ 180F over 6" to 12" - 300 psig @ 180F
Red. Coup.	7706	C7706-01, CS7706-01,	same thickness as 7771	2"x1.5" to 8"x6" - 300 psig@ 180F
Laterals	7130	7130-01	#2, #4.	2" and 6" only -300 psig@ 180F
Mechanical Tee	7721, 7722	C720UA-1, C722UA-1 C720LA-01, 7721-01	#2, #10, #20	2" to 8" -300 psig@180F
Reducers	7150	150A-01	#2, #4, #11	2.5"x2" to 12"x10" - 300 psig@180F
Elbows 7110, (7111, 7112, 7113.) 110A-01,(111A-01, 112, 113) #1, #4, #11. 1" to 12" - 300 psig@180F (Bracketed items are 45, 22.5 and 11.25 degree elbows of same size & thickness)				
SR Elbow	901	901-01	same thickness as 7110	2" to 8" - 300 psig@180F
Tees	7120, 7121	120A-01, 121B-01.	#1, #4, #11,	1" to 12" - 300 psig@180F
SR Tee	903	903-01	same thickness as 7120	2" to 8" - 300 psig@180F
Caps	7160	7160-01	#1, #2, #4,	1" to 6" - 300 psig@180F
Caps	7120	7160H-01	#11.	10" to 12" - 300 psig@180F
Cross	7135	135B-01, ASDb	#2, #10, #19.	2" to 8" - 300 psig@180F
Nipples	57, (58, 59)	157, (158, 159)	#2, #4, #11	2" to 12" - 300 psig@180F
End	899	END-TO1	same thickness as ells 7110	1.5" to 2.5" - 300 sig @ 180F
Bolts /nuts		BN-01		

ATTACHMENT 2 -----GROOVED AND FLANGED COMPONENTS TO BE REGISTERED

ITEM:	MODEL:	DWG #:	Proof test record#:	Qualified size & pressure:
Flange adapter	7170,	7170-1	#6,#18, #19.	2" to 8" - 300 psig
Flange adapter	7180.	180	#2, #18, #19.	2" to 8" - 300 psig
Flange	7041	HA104a	#2, #5, #6,	2" to 6" – 300 psig
Flange	7041	HA104a	#7, #8,	10" and 12" – 175 psig